

COUNTY OF GILLESPIE

Kelly Eckhardt
County Treasurer

Gillespie County Courthouse
101 West Main Street, Unit #5
Room 106

Office 830-997-6521
Fax 830-990-2307

FREDERICKSBURG, TEXAS
78624-3700

AFFIDAVIT


I, Kelly Eckhardt, Treasurer, in and for the County of Gillespie, State of Texas, hereby submit the attached report of investment transactions for all invested funds held by Gillespie County Treasurer for the month ending August 31, 2020 and I certify that these investments are in compliance with the local investment policy and the Public Funds Investment Act.



Kelly Eckhardt, Gillespie County Treasurer

August 2020 Total Investment Pools	\$ 4,860,954.98
August 2020 Total Collateralized CDs	\$ 3,039,939.18
August 2020 Total Brokered CDs	\$ 3,210,000.00
August 2020 Total Collateralized Sweep Accounts	\$ 16,579,310.34
August 2020 Total Invested Funds	\$ 27,690,204.50

Presented, examined, and accepted at the regular term of Commissioners' Court on this the 28th day of September, 2020.



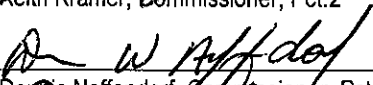
Mark Stroehrer, County Judge




Charles Offers, Commissioner, Pct.1



Keith Kramer, Commissioner, Pct.2



Dennis Neffendorf, Commissioner, Pct.3



Donnie Schuch, Commissioner, Pct.4



Mary Lynn Rutsche, County Clerk

Gillespie County Investments
8/31/2020

Investment Pool Issuer		Maturity Date	Avg Int Rate	8/1/2020	Interest	Transfers to SSB&T Operating Account	Changes in Principal	8/31/2020
Texas Class-General Fund		on Demand	0.32%	\$1,562,782.99	\$421.82	\$0.00		\$1,563,204.81
Texas Class-GOB Series 2013		on Demand	0.32%	\$127,577.97	\$34.44	\$0.00		\$127,612.41
TexPool-General Fund		on Demand	0.18%	\$3,169,661.77	\$475.99	\$0.00		\$3,170,137.76
Total Investment Pools			0.27%	\$4,860,022.73	\$932.25	\$0.00		\$4,860,954.98
Average Investment Pool Rate								

Collateralized CD Issuer		Maturity Date	Interest Rate	8/1/2020	Interest	Transfers to SSB&T Operating Account	Changes in Principal	8/31/2020
SSB&T-0154		9/11/2020	2.00%	\$254,188.44	\$430.59	\$0.00	\$0.00	\$254,619.03
SSB&T-0220		3/11/2021	2.10%	\$254,399.51	\$452.49	\$0.00	\$0.00	\$254,852.00
SSB&T-4120		9/1/2021	2.15%	\$500,000.00	\$0.00	\$0.00	\$0.00	\$500,000.00
SSB&T-0055		9/4/2021	2.15%	\$305,406.46	\$556.16	\$0.00	\$0.00	\$305,962.62
SSB&T-0253		10/3/2021	2.00%	\$406,034.53	\$687.82	\$0.00	\$0.00	\$406,722.35
SSB&T-0576		12/10/2021	1.75%	\$353,581.16	\$524.09	\$0.00	\$0.00	\$354,105.25
Total SSB&T Collateralized CDs				\$2,073,610.10	\$2,651.15	\$0.00	\$0.00	\$2,076,261.25
Average SSB&T CD Rate			2.03%					

Texas Regional Bank-7966		Maturity Date	Interest Rate	8/1/2020	Interest	Transfers to SSB&T Operating Account	Changes in Principal	8/31/2020
Texas Regional Bank-7967		10/30/2020	1.80%	\$101,055.16	\$154.49	\$0.00	\$0.00	\$101,209.65
Texas Regional Bank-4948		10/30/2020	1.80%	\$101,055.16	\$154.49	\$0.00	\$0.00	\$101,209.65
Texas Regional Bank-0285		11/28/2020	1.65%	\$151,450.31	\$212.24	\$0.00	\$0.00	\$151,662.55
Texas Regional Bank-4860		12/15/2020	1.65%	\$100,966.86	\$141.49	\$0.00	\$0.00	\$101,108.35
Texas Regional Bank-7440		7/19/2021	1.57%	\$100,978.00	\$134.65	\$0.00	\$0.00	\$101,112.65
Texas Regional Bank-4048		8/2/2021	2.05%	\$305,633.29	\$532.14	\$0.00	\$0.00	\$306,165.43
Texas Regional Bank-4048		8/11/2021	1.80%	\$101,055.16	\$154.49	\$0.00	\$0.00	\$101,209.65
Total Texas Regional Bank Collateralized CDs				\$962,193.94	\$1,483.99	\$0.00	\$0.00	\$963,677.93
Average Collateralized CD Rate			1.89%					

Gillespie County Investments
8/31/2020

Brokered CD Issuer	Maturity Date	Interest Rate	8/1/2020	Accrued Interest	Transfers to SSB&T Operating Account	Changes in Principal	8/31/2020	8/1/2020	8/31/2020
FNC-Valley National Bank	4/8/2021	1.25%	\$246,000.00	\$1,196.30			\$246,000.00	\$248,140.20	\$247,783.50
FNC-Trust Bank	4/20/2021	1.15%	\$247,000.00	\$1,003.90			\$247,000.00	\$249,032.81	\$248,726.53
FNC-Wex Bank	7/9/2021	1.25%	\$241,000.00	\$1,163.73			\$241,000.00	\$243,706.43	\$243,422.05
Total FNC Brokered CDs		1.22%	\$734,000.00	\$3,363.93	\$0.00	\$0.00	\$734,000.00	\$740,879.44	\$739,932.08
Average FNC Brokered CD Rate									
MSB-Dime Community Bank	9/14/2020	2.40%	\$247,000.00	\$1,266.81	\$0.00		\$247,000.00	\$247,716.30	\$247,224.77
MSB-Ally Bank	6/14/2021	2.40%	\$247,000.00	\$1,283.05	\$0.00		\$247,000.00	\$251,930.12	\$251,532.45
MSB-Goldman Sachs	6/14/2021	2.40%	\$247,000.00	\$1,299.29	\$0.00		\$247,000.00	\$251,930.12	\$251,532.45
MSB-Morgan Stanley Private Bank	6/14/2021	2.45%	\$246,000.00	\$1,304.47	\$0.00		\$246,000.00	\$251,015.94	\$250,612.50
MSB-University Iowa Community CU	6/14/2021	2.45%	\$249,000.00	\$501.41	(\$518.12)		\$249,000.00	\$254,047.23	\$253,651.32
MSB-BMW Bank North America	8/30/2020	1.55%	\$248,000.00	\$31.59	\$0.00		\$248,000.00	\$251,804.32	\$251,603.44
MSB-Morgan Stanley	12/13/2021	1.75%	\$247,000.00	\$947.40	\$0.00		\$247,000.00	\$252,441.41	\$252,182.06
MSB-Bellco Cr Un	3/30/2022	1.30%	\$249,000.00	\$0.00	(\$266.05)		\$249,000.00	\$253,723.53	\$253,591.56
MSB-American Express	3/31/2022	1.35%	\$248,000.00	\$1,403.41	\$0.00		\$248,000.00	\$252,922.80	\$252,766.56
MSB-Cadence Bank	3/31/2022	1.20%	\$248,000.00	\$1,247.47	\$0.00		\$248,000.00	\$252,317.68	\$252,193.68
Total MSB Brokered CDs		1.93%	\$2,476,000.00	\$9,284.90	(\$784.17)	\$0.00	\$2,476,000.00	\$2,519,849.45	\$2,516,890.79
Average MSB Brokered CD Rate									
Collateralized Sweep Account Issuer									
Security State Bank & Trust-General	on Demand	0.10%	\$17,458,883.55	\$1,438.38	\$880,125.24	(\$1,897,351.41)	\$16,443,095.76		
Security State Bank & Trust-COB2001-I&S	on Demand	0.10%	\$58,885.48	\$4.90	\$1,927.67	(\$3,925.32)	\$56,892.73		
Security State Bank & Trust-GOB 2013-I&S	on Demand	0.10%	\$256,414.12	\$10.54	\$5,695.39	(\$209,008.04)	\$53,112.01		
Security State Bank & Trust-2013 Jail Project	on Demand	0.10%	\$28,007.56	\$2.28	\$0.00	(\$1,800.00)	\$26,209.84		
Total Collateralized Sweep Accounts			\$17,802,190.71	\$1,456.10	\$887,748.30	(\$2,112,084.77)	\$16,579,310.34		
Average Collateralized Sweep Account Rate		0.10%							
Total Invested Funds			\$28,908,017.48						

Pledge Report by Maturity Date
Pledge B: GILLESPIE COUNTY - TEXAS

Receipt	SK	Code	Custp	ID #	Current Face	Original Face	Description	ASC	Moody/S&P	Coupon	Maturity	Book Value	Fair Value
1006		270299FC9		103353	240,000.00	240,000.00	EARLY TX REF GO AGM QTEO	HTM	NR/AA	2.000	02/15/2021	240,686.17	241,855.84
1006		486188EJ0		102402	375,000.00	375,000.00	KAUFMAN CNTY TX GO AGM	AFS	NR/AA	3.000	02/15/2021	376,405.23	379,615.83
1006		208433NE3		102168	610,000.00	610,000.00	CONROE TX WTR & SWR REV AGM QTEO	HTM	NR/AA	3.000	11/15/2021	610,906.76	613,172.98
1006		881830K69		103729	380,000.00	380,000.00	TEXARKANA TX GO QTEO	HTM	NR/AA-	3.500	02/15/2022	391,503.63	397,454.66
1006		899474UY4		103514	310,000.00	310,000.00	TULOSO-MIDWAY TX ISD REF GO PSF QTEC	HTM	NR/AAA	3.000	02/15/2022	314,403.08	322,727.42
1006		932440BS8		103584	385,000.00	385,000.00	WALLER CNTY TX GO BDS 2017 QTEO	HTM	NR/AA	3.000	02/15/2022	391,451.05	399,886.41
1006		385082HZ8		102164	230,000.00	230,000.00	GRANBURY TX UTIL SYS REV AGM QTEO	HTM	A2/AA	4.000	09/15/2022	230,086.37	230,338.96
1006		046573GE5		103474	430,000.00	430,000.00	ATASCOSA CNTY TX C/O GO QTEO	HTM	NR/AA-	3.000	02/01/2023	439,734.87	457,125.52
1006		929831FX8		103497	450,000.00	450,000.00	WACO TX C/O GO QTEO	HTM	Aa1/AA+	3.000	02/01/2023	459,143.95	478,387.17
1006		157789GX0		103579	480,000.00	480,000.00	CHAMBERS CNTY TX GO QTEO	HTM	NR/AA	3.000	03/01/2023	493,681.95	512,473.83
1006		065514GC1		103457	250,000.00	250,000.00	ADDICKS TX UD WW & SS GO BAM QTEO	HTM	NR/AA	3.000	09/01/2023	248,281.01	261,331.33
1006		970007LR9		103369	230,000.00	230,000.00	WILLIAMSON CNTY TX WW&SS IRR & DRAI	HTM	A3/AA	2.250	09/01/2023	233,191.46	235,708.42
1006		385082JA1		102165	240,000.00	240,000.00	GRANBURY TX UTIL SYS REV AGM QTEO	HTM	A2/AA	4.000	09/15/2023	240,073.09	240,353.70
1006		016140NG6		103484	210,000.00	210,000.00	ALICE TX REF GO AGM QTEO	HTM	NR/AA	4.000	02/01/2024	220,152.44	235,510.66
1006		286525QG8		103472	395,000.00	395,000.00	ELGIN TX C/O GO BAM QTEO	HTM	Baa1/AA	4.000	07/15/2024	419,487.59	443,321.23
1006		877294SS8		103577	260,000.00	260,000.00	TAYLOR TX GO REF BDS 2017 QTEO	HTM	NR/AA-	4.000	08/15/2024	279,264.58	296,285.94
1006		066514GD9		103458	250,000.00	250,000.00	ADDICKS TX UD WW & SS GO BAM QTEO	HTM	NR/AA	2.500	09/01/2024	248,647.60	262,428.42
1006		046573GC0		103487	460,000.00	460,000.00	ATASCOSA CNTY TX C/O GO QTEO	HTM	NR/AA-	3.000	02/01/2025	473,861.50	510,803.63
1006		078275X25		103451	925,000.00	925,000.00	BELLAIRE TX REF GO QTEO	HTM	NR/AAA	2.000	02/15/2025	913,775.08	993,969.01
1006		513642EA2		102484	245,000.00	245,000.00	LAMPASAS TX GO SINKING FUND QTEO	HTM	NR/AA-	3.000	02/15/2025	245,762.79	247,773.47
1006		38588NEZ8		102903	250,000.00	250,000.00	GRAND LAKES MUD #1 TX GO AGM QTEO	AFS	NR/AA	4.000	04/01/2025	254,646.17	262,076.91
1006		622707RU3		102910	250,000.00	250,000.00	MOUNT PLEASANT TX ISD GO BAM SINK Q	HTM	A1/AA	3.500	08/15/2025	250,000.00	253,475.94
1006		770043KP1		102653	250,000.00	250,000.00	ROANOKE TX GO QTEO	HTM	NR/AA	3.750	08/15/2025	252,028.46	257,604.94
1006		89440AFZ6		103395	295,000.00	295,000.00	TRAVIS CNTY TX MUD #11 REF GO BAM SIK	AFS	NR/AA	4.000	08/15/2025	312,518.01	320,554.95
1006		626752SV2		102862	285,000.00	285,000.00	MURPHY TX WW & SS GO SINK QTEO	HTM	NR/AA+	3.500	02/15/2026	292,839.18	314,059.53
1006		262061MV3		103666	250,000.00	250,000.00	DRIPPING SPRINGS TX ISD GO PSF QTEO	HTM	NR/AAA	3.000	08/15/2026	252,791.50	256,333.08
1006		34682EKR3		103295	585,000.00	585,000.00	FORT BEND CNTY TX MUD #123 GO BAM Q	AFS	A3/AA	4.000	09/01/2026	614,862.42	642,254.64
1006		016140NLS		103483	490,000.00	490,000.00	ALICE TX REF GO AGM QTEO	HTM	NR/AA	4.000	02/01/2028	516,722.48	572,160.49
1006		566022QD4		102870	500,000.00	500,000.00	MARBLE FALLS TX GO QTEO	HTM	NR/AA	4.000	02/01/2028	520,367.37	555,530.29
1006		626752SX8		102861	305,000.00	305,000.00	MURPHY TX WW & SS GO SINK QTEO	HTM	NR/AA+	4.000	02/15/2028	316,083.42	340,313.61
1006		31307CQS0		102578	287,098.75	287,098.75	FHLMC J #24065	HTM	HTM	2.500	06/01/2028	286,217.99	301,453.69
1006		36179NFD5		102601	282,906.18	282,906.18	GNMA II #MA1064	HTM	HTM	2.500	06/20/2028	281,722.16	296,344.22
1006		36179NHJ0		102604	263,925.48	263,925.48	GNMA II #MA1133	HTM	HTM	2.500	07/20/2028	263,660.81	276,461.94
1006		121295FY0		103325	480,000.00	480,000.00	BURKBURNETT TX C/O WW & SS GO BAM	HTM	NR/AA	3.000	02/15/2029	502,443.68	536,852.42
1006		921237DH3		103520	255,000.00	255,000.00	VAN TX C/O GO BAM SINKING FUND QTEO	HTM	A3/AA	3.000	08/15/2029	257,290.86	286,740.83
1006		894520E43		103394	345,000.00	345,000.00	TRAVIS CNTY TX WTR CTL & IMPT DIST #01	AFS	NR/AA	4.000	11/01/2029	346,685.49	347,086.96
1006		492350DF7		103350	270,000.00	270,000.00	KERR CNTY TX C/O GO QTEO	HTM	NR/AA	4.000	02/15/2030	273,020.96	274,371.35

Note: Refer to the U.S. Government and Agency Ratings report for ratings on treasury, agency and pass through securities.

FINSER
9601 McAllister Freeway, Suite 301, San Antonio, Texas 78216-4633
☎ (210) 224-5492
☎ (210) 224-8787

II. Pledge & Safekeeping Reports

Pledge Report by Maturity Date
Pledge B: GILLESPIE COUNTY - TEXAS

SK	Receipt	Code	Cusip	ID #	Current Face	Original Face	Description	ASC	Moody / S&P	Coupon	Maturity	Book Value	Fair Value
1006		782203CD3		103496	425,000.00	425,000.00	RUSK TX WW & SWR SYS C/O B&M-TCRS G AFS	NR / AA	NR / AA	4.000	02/15/2030	434,560.82	444,060.27
1006		924648JS8		103392	525,000.00	525,000.00	VERNON TX REF GO MAC SINKING FUND Q HTM	NR / AA	NR / AA	4.000	03/15/2030	578,539.23	614,540.73
1006		488818EP6		103449	215,000.00	215,000.00	KENEDY TX C/O GO SINKING FUND QTEO HTM	NR / AA-	NR / AA-	4.000	05/01/2030	228,499.02	246,960.28
1006		897062ES0		103355	345,000.00	345,000.00	TROPHY CLUB TX GO ACC QTEO HTM	Aa3 / AA+	Aa3 / AA+	4.125	09/01/2030	345,000.00	345,035.72
1006		970667WL1		103732	500,000.00	500,000.00	WILLIS TX ISD REF BIDS 2012 GO PSF QTEO HTM	Aaa / NR	Aaa / NR	2.750	02/15/2031	507,465.17	517,700.68
1006		077131JT8		103490	285,000.00	285,000.00	BEEVILLE TX C/O GO AGM SINKING FUND C HTM	NR / AA	NR / AA	4.000	08/15/2031	300,860.75	319,577.09
1006		244109P32		103361	245,000.00	245,000.00	DEER PARK TX C/O GO QTEO HTM	NR / AAA	NR / AAA	4.000	03/15/2032	248,281.54	249,765.18
1006		3128P73X9		102571	405,391.40	405,391.40	FHLMCC #91714 HTM			3.000	07/01/2033	404,069.43	427,434.56
1006		36225C5S1		101528	70,060.82	70,060.82	GNMA II #80856 ADJ RT AFS			3.000	03/20/2034	70,048.05	71,314.30
1006		36225DH49		101551	84,786.86	84,786.86	GNMA II #81150 ADJ RT AFS			3.125	11/20/2034	84,786.86	86,082.96
1006		36225DHX5		101552	42,793.54	42,793.54	GNMA II #81145 ADJ RT AFS			3.125	11/20/2034	42,748.16	43,343.36
1006		36225ESX6		101907	78,334.26	78,334.26	GNMA II #82661 ARM AFS			3.125	11/20/2040	78,334.26	79,730.65
1006		36225ESX6		101913	78,334.26	78,334.26	GNMA II #82661 ARM AFS			3.125	11/20/2040	78,334.26	79,730.65
					16,298,631.55	25,806,948.00				3.314		16,665,938.71	17,379,476.65
					Items: 50								

Status Codes: N = New Purchase S = Sold M = Matured C = Called O = Paid Off * = Pre-refunded T = ASC 320 Transfer I = Impaired
Note: Refer to the U.S. Government and Agency Ratings report for ratings on treasury, agency and pass through securities.



(210) 224-5492
(210) 224-8787
9601 McAllister Freeway, Suite 301, San Antonio, Texas 78216-4633

II. Pledge & Safekeeping Reports



Gillespie County
Kelly Eckhardt, County Treasurer
101 West Main St
Rm 5
Fredericksburg, TX 78624

Custodial Letter of Credit
Pledge Allocation Pledge Receipt

Pledge Reference #: 27000316-4 Member FHFA ID: 13389 Effective Date: 05/04/2020

Pledge allocation for the above beneficiary has been pledged by

Security State Bank & Trust
P.O. Box 471
Fredericksburg, TX 78624

Pledged Amount: \$10,000,000.00

Letter of Credit # 27000316
LOC Maturity Date 12/20/2021
LOC Issue Date 12/20/2019

IN ORDER TO COMPLY WITH 2257.045(C)(2) OF THE TEXAS GOVERNMENT CODE, PROMPTLY, BY THE CLOSE OF BUSINESS TODAY, DELIVER A COPY OF THIS TRUST RECEIPT TO YOUR DEPOSITOR.

Pledged To: GILLESPIE CO

As Of 8/31/2020

Pledges By Pledgee And Maturity

Texas Regional Bank - McAllen, TX

BBA

Page 23 of 35

Receipt# Safekeeping Location	CUSIP	ASC 320	Description Maturity	Prerefund	Pool/Type Coupon	Moody S&P	Original Face Pledged Percent	Original Face	Pledged Par	Book Value	Market Value	
FHLB: FED HOME LOAN BANK	31410LGN6	AFS	FNMA 15YR 01/01/27		890405 3.50		1,655,000.00 100.00%	1,655,000.00	232,348.00	239,486.23	245,708.02	
FHLB: FED HOME LOAN BANK	3128MECD1	AFS	FHLMC 15YR 11/01/29		G15268 3.50		1,700,000.00 100.00%	1,700,000.00	565,409.32	593,346.88	611,008.76	
FHLB: FED HOME LOAN BANK	3138ETYH3	AFS	FNMA 20YR 04/01/36		AL8811 4.00		1,625,000.00 100.00%	1,625,000.00	821,724.49	871,635.33	906,555.97	
3 Securities Pledged To: L - GILLESPIE CO									4,980,000.00	1,619,481.81	1,704,468.44	1,763,272.75

Although the information in this report has been obtained from sources believed to be reliable, its accuracy cannot be guaranteed.